

Contents

1. Introduction
2. Purpose of the Strategy
3. Action Areas
4. Impact of the Scheme
5. Appendix A - Equality Questions
6. Appendix B - A letter responding to the consultation

1. Introduction

The language strategy is created as part of the statutory requirements of the Welsh Language Standards, Welsh Language (Wales) Measure 2011. A consultation was undertaken to gather the public's opinion about the contents of the draft version of the Gwynedd Language Strategy 2023-2033. The draft strategy reflects Cyngor Gwynedd's commitment to promote the Welsh language across the county and draws attention to the projects and work that are currently being undertaken by the Council and the new opportunities to promote use of the language. The aim is to publish the final strategy before the end of the year.

The consultation was live from 17 April until 21 May. One letter was received responding to the consultation. See the letter in Appendix B.

A total of 159 responses were received to the questionnaire, all received on-line. Table 1 shows in which area the respondents live. See Appendix A for the equality characteristics of the respondents.

Table 1: Respondents per 13 Gwynedd Regeneration Areas

Area	Number	Percentage
Pen Llŷn Area	12	8.0%
Porthmadog / Penrhyndeudraeth Area	10	6.7%
Bro Ardudwy	17	11.3%
Bro Dysynni	11	7.3%
Bro Ffestiniog	6	4.0%
Bro Llew / Nantlle	11	7.3%
Bro Ogwen	11	7.3%
Bro Peris	9	6.0%
Bala / Penllyn Catchment Area	4	2.7%
Bangor Catchment Area	13	8.7%
Caernarfon Catchment Area	12	8.0%
Dolgellau Catchment Area	10	6.7%
Pwllheli Catchment Area	14	9.3%
Not fully noted	9	6.0%
Outside Gwynedd	1	0.7%
Total	159	100.0%

150 respondents responded to the consultation as individuals, with 6 responding either as part of their job or on behalf of a business and with another 3 responding as "other".

2. Purpose of the Strategy

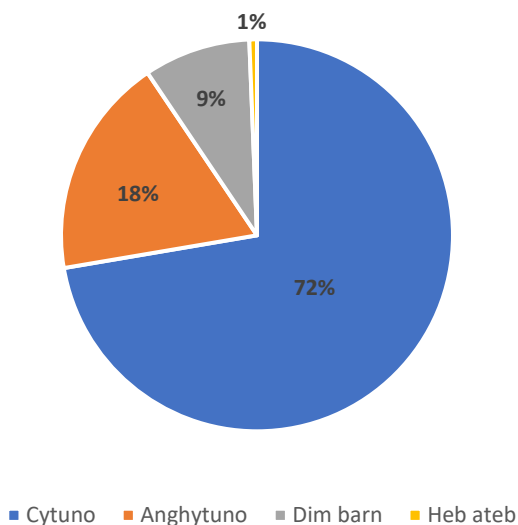
The purpose of the Strategy is to set the Council's vision to boost and promote the Welsh language in Gwynedd. The draft strategy set action areas and potential objectives to increase the use of Welsh across the county. It also proposed a target to increase the number of speakers.

2.1 Increasing Opportunities

The strategy notes that the purpose is to focus on increasing opportunities for people to use the Welsh language in various contexts. The respondents were asked whether or not they agreed or disagreed with this in question 1 of the consultation.

Graff 1 below shows the response, where 72.3% (n=115) of respondents agreed, 18.2% (n=29) disagreed, while 9.4% (n=15) either had no opinion or had not answered the question.

Graph 1: Agree or disagree with the proposal to increase opportunities for people to use the Welsh language



112 respondents went on to explain why they agreed or disagreed with the proposal to increase opportunities for people to use the Welsh language. The main reasons can be seen in table 2 below. They were able to note more than one reason.

Table 2: Reasons why they agree or disagree - grouped into themes

Reason	Number	Percentage
Agree - need to increase the opportunities to speak Welsh	36	32%
Agree - need more opportunities for learners to be able to practise using their Welsh	24	21%
Agree - need to encourage those who can speak Welsh to use it on all occasions	23	21%
Agree - as use of the language has declined	11	10%
Agree - Welsh should be the main language in Wales	10	9%
Disagree - use of the Welsh language should be a personal choice	10	9%

Disagree - not enough resources to realise this when there are so many other problems	9	8%
Disagree - The Council should not use the Welsh language as an excuse to discriminate	8	7%
Agree - need to sell the language as a valuable skill in the world of work	5	4%
Agree - but Welsh and English should be given the same status	5	4%
Disagree - not enough demand to use the language outside Wales	4	4%
Agree - Turning to English has become too common	4	4%
Agree - need to legislate that businesses must use Welsh	3	3%
Agree - too much English communication on social media	2	2%
Disagree - the Welsh lessons I've attended have been disgraceful	1	1%
Disagree - the standard of children's English skills is not good enough	1	1%

2.2 Main Challenges

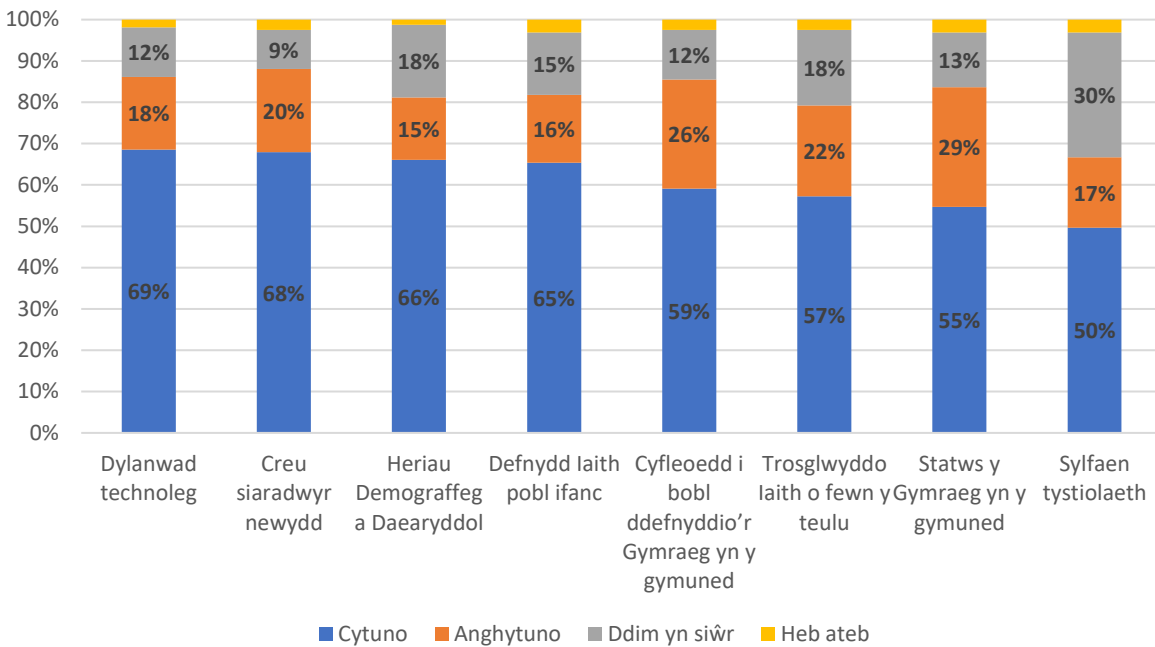
A list of the main challenges facing the Welsh language in Gwynedd was provided in question 2 and the respondents were given an opportunity to note whether they agreed or disagreed with them.

- Transferring the language within the family
- Young people's use of language
- The status of the Welsh language in the community
- Opportunities for people to use the Welsh language in the community
- Creating new speakers
- The influence of technology
- Evidence base
- Demographic and geographical challenges

Graph 2 below shows the results with the challenge that was mostly recognised on the left. Technology plays an increasingly prominent role in people's lives, with the English language often the main language of creating and using technology, and 69% (n=109) agreed with this challenge of Influence of Technology on the language. The challenge with the most mixed opinion was Evidence Base, namely the challenge of a lack of research and current evidence to prove the link and impact of specific factors, such as the economy and tourism, on the language. While 50% (n=79) agreed with this challenge, 30% (n=48) were unsure about this challenge and 17% (n=27) disagreed.

The results are fairly consistent across the different challenges noted.

Graph 2: Agree or disagree with the main challenges facing the Welsh language in Gwynedd



Respondents had an opportunity to add any other challenge they felt that should be considered. 66 respondents offered a comment.

Table 3: Additional challenges - grouped into themes

Challenge	Number	Percentage
Support and encourage learners to use their Welsh to increase their confidence	16	24%
The problem of second homes in our communities and the influx of non-Welsh speakers	10	15%
Influence of social media	9	14%
The Council should not use the Welsh language as an excuse to discriminate	7	11%
Need to use the Welsh language within the arts and culture sector	6	9%
Need more work opportunities in Gwynedd	5	8%
Ensure that non-Welsh speakers are not alienated - need to get the balance right	5	8%
Work with local businesses to encourage the use of Welsh	5	8%
The emphasis on Welsh-medium education impairs the future of children	5	8%
Encourage Welsh as the natural language of a conversation even if English speakers are present	4	6%
The Council to use less formal Welsh	4	6%
Keep people in their communities	3	5%
Lack of services in rural areas leading to a decline in the numbers who speak Welsh	2	3%
Emphasis on the importance of reading Welsh books in schools	2	3%
Housing and town and country planning policies are key to safeguard the	2	3%

structure of our communities		
Encourage more pupils to study school subjects through the medium of Welsh	1	2%
There is no need or interest in learning Welsh	1	2%
Ensure financial support for <i>cylchoedd meithrin</i>	1	2%
Need to let the language develop naturally	1	2%

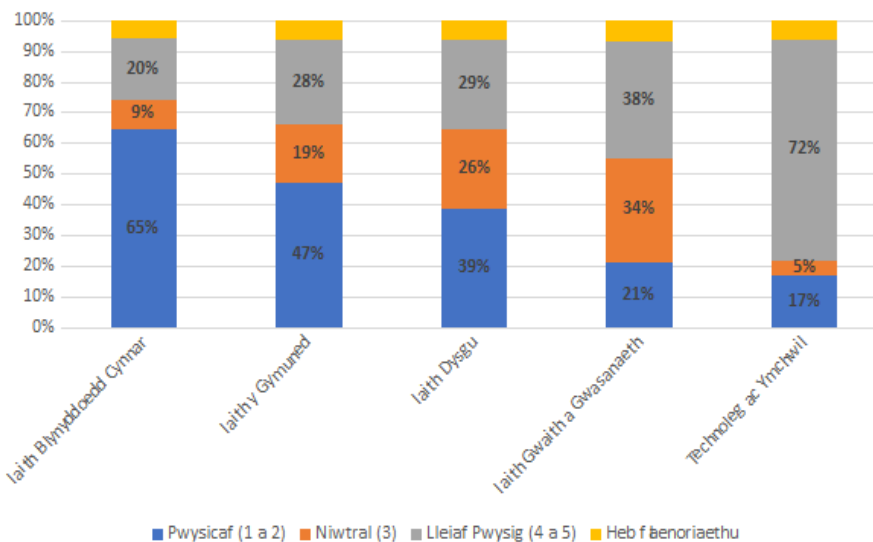
2.3 Set a target - Increase the number of Welsh speakers in Gwynedd

The draft strategy offered two proposals to increase the number of Welsh speakers in Gwynedd and respondents were given an opportunity to agree or disagree on the two ways the Council intends to do this in question 4.

- We will provide opportunities for children and young people who are not yet Welsh speakers, to learn and become confident Welsh speakers
- We will provide opportunities for adults to become new speakers via the Council's learner support schemes and community provision of partners

From looking at the results in graph 3, there was no clear difference in the numbers who have agreed or disagreed with the suggested ways of increasing the number of Welsh speakers.

Graph 3: Opportunities to increase the number of Welsh speakers



For those who disagreed with any of the challenges, it was possible for them to note their reasons. 16 respondents disagreed with the opportunity to increase the number of Welsh speakers among children and young people, while 20 respondents disagreed with the opportunity among adults. Table 4 below combines the reasons for children and young people and adults.

Table 4: Reasons why they agree or disagree - grouped into themes

Reason	Number	Percentage
No reason provided	6	29%
Wasting public money	5	24%
English is an international language	3	14%
Much too difficult to learn a new language as an adult - focus should be placed on children and young people	2	10%
Makes non-Welsh speakers feel like second class citizens	2	10%
The standard of English education in Gwynedd is disgraceful	1	5%
Anti-Welsh parents impairs any hope of getting non-Welsh speaking children to learn the language at school	1	5%
It would give Welsh nationalism a boost	1	5%

Respondents were given a chance to offer any suggestions in terms of revisions or other ideas that should be included to increase the number of Welsh speakers. 59 offered further comments. The observations have been summarised in table 5 below.

Table 5: Other ideas on how to increase the number of Welsh speakers - grouped into themes

	Number	Percentage
Accessible informal Welsh lessons/sessions for everyone, whether they are learners or a Welsh speaker who needs to improve skills	17	29%
Provide a financial incentive for businesses to have a bilingual policy	7	12%
Give people the choice of which language they want to use	7	12%
Hold more bilingual activities	6	10%
Complete waste of money	5	8%
Gwynedd children should not be non-Welsh speakers as they receive Welsh-medium education	4	7%
Role of the community in helping learners - be more tolerant of learners	4	7%
Need more English-medium rather than Welsh-medium education	4	7%
Create economic opportunities to keep Welsh speakers locally	3	5%
Welsh names only policy	2	3%
Better support for <i>cylchoedd meithrin</i>	2	3%
Ensure the transfer of language in the family	2	3%
Crate a 'Welsh for Parents' plan for non-Welsh speaking parents to learn the language at the same time as their children learn the language at school	2	3%
Hypocrisy among those who promote the Welsh Language	2	3%
Need to dispel the myth that the ability to speak perfect Welsh is required to work for Cyngor Gwynedd	1	2%
Need to use much more of social media to promote the Welsh language	1	2%
Advice to use less formal language in official documents	1	2%
Pressures on estate agents to advertise that Gwynedd is a Welsh area when selling houses	1	2%
The interest and prosperity of the Welsh language should be a condition when determining the goals of economic policies	1	2%

Target support for sectors where there is a real need for a Welsh-speaking workforce	1	2%
--	---	----

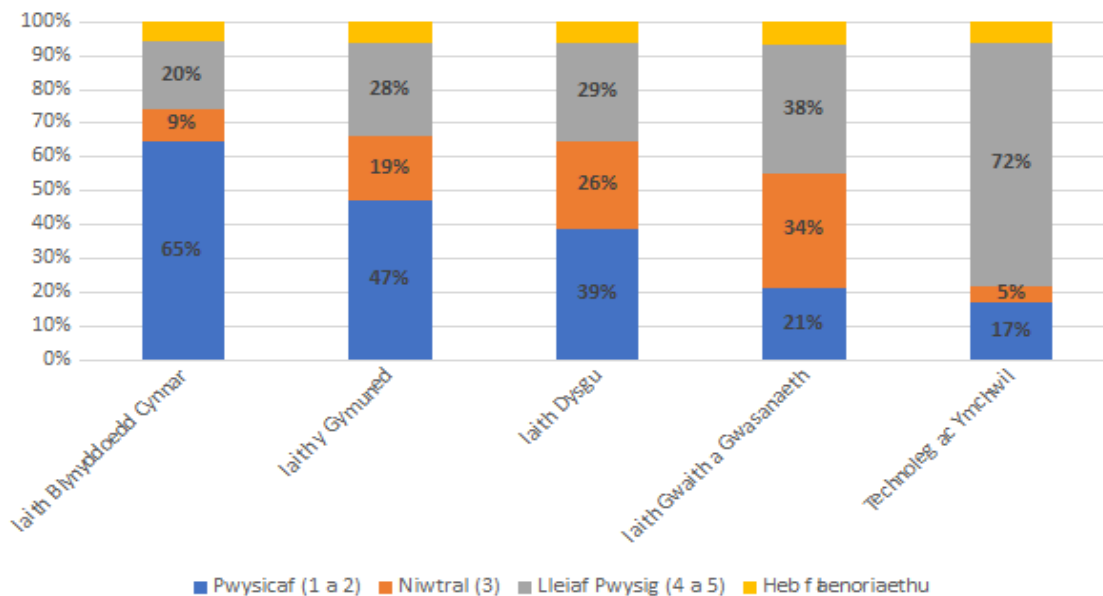
3 Action Areas

Respondents were given an opportunity to rank the action areas in order of importance in question 3, with the most important ranked as 1 and the least important ranked as 5.

- Language of the Early Years
- Language of Learning
- Language of Work and Service
- Language of the Community
- Technology and Research

Graph 4 below shows the results. It can be seen clearly that the action area the respondents feel that is most important is Language of the Early Years with 65% (n=103) noting it either as priority 1 or 2. On the other hand, the Technology and Research action area received the lowest percentage of priority 1 and 2 with 17% (n=27).

Graph 4: Order of importance of action areas



In questions 5 to 9, respondents were given an opportunity to give their opinion on some potential objectives the Council have identified under each of the priority areas, and an analysis of the responses can be seen below.

3.1 Early Years

The Council has identified five work streams within the Early Years action area. Respondents were given an opportunity to note whether they agreed or disagreed with these work streams, and to note a reason if they disagreed. The work streams are listed in table 6 below which also note the percentage that agreed or disagreed.

Table 6: Work streams of the Early Years priority area

	Agree	Disagree	No opinion / response
Increase the awareness of parents of the Welsh-medium education system and highlight the opportunities available for them to introduce Welsh before the children reach school age.	76%	14%	10%
Consider informal opportunities for parents to practise and nurture confidence in their use of the Welsh language - such as conversation/learning sessions while the children are in lessons and after-school clubs	75%	13%	12%
Ensure that every family can obtain Welsh-medium resources	74%	13%	13%
Continue to ensure a variety of activities for young families	72%	13%	15%
Collaboration between the Council and <i>Mudiad Meithrin</i> to consider which steps are needed to take to ensure that <i>Ti a Fi</i> groups and <i>Cylchoedd Meithrin</i> receive the appropriate support to grow and thrive	68%	13%	19%

Table 7 notes the reasons provided why they disagreed. 29 respondents disagreed with at least one of the work streams.

Table 7: Reasons why they disagreed - grouped into themes

Reason	Number	Percentage
No reason provided	15	52%
Nobody should be forced to speak Welsh	8	28%
Gwynedd gives the impression that incomers are not welcomed	4	14%
Waste of scarce resources	4	14%
The Council should not use the Welsh language as an excuse to discriminate	3	10%
Emphasis on the Welsh language stops economic investment in the area	2	7%

For the Early Years field, it was enquired whether the respondents had any suggestions in terms of revisions or other ideas that should be included. 32 (20%) noted suggestions. The themes of these suggestions can be seen in table 8 below.

Table 8: Suggestions in terms of revisions or other ideas - grouped into themes

	Number	Percentage
Educate parents on the importance of the ability to speak two languages	8	25%
Gwynedd gives the impression that incomers are not welcomed	6	19%
Improve youth activities in less Welsh areas	4	13%
No suggestion noted	3	9%
Encourage parents to use Welsh with their children	3	9%
Need to help <i>Mudiadau Meithrin</i> - too many of them close	2	6%
The Council needs to purchase empty houses for the use of local people	2	6%
Therefore, there is a need to ensure that employment is in the area to keep Welsh speakers here	2	6%
Ensure that the experience of non-Welsh speaking parents is pleasurable when they attend Welsh activities.	1	3%
Impose a condition on community grants that Welsh needs to be used	1	3%
Support needed through the medium of Welsh for children with additional learning needs	1	3%
Teach people about Welsh culture and history	1	3%
Need to dispel the myth that the ability to speak perfect Welsh is required to work for Cyngor Gwynedd	1	3%
Need much more Welsh apps	1	3%
Abolish housing planning rules for local people	1	3%

3.2 The Language of the Community

The Council has suggested six work streams within the Language of the Community action area. Respondents were given an opportunity to note whether they agreed or disagreed with these work streams, and to note a reason if they disagreed. The work streams are listed in table 9 below which also note the percentage that agreed or disagreed.

Table 9: Work streams of the Language of the Community priority area - grouped into themes

	Agree	Disagree	No opinion / response
Seek to support more community enterprises to create activities and economic plans that will benefit the communities themselves	74%	13%	13%
Encourage more buddy schemes and chat sessions to help and nurture learners' confidence to take the step from learning in lessons to using the language in the community	74%	14%	12%
Develop opportunities for young people to use the Welsh language in various contexts, and especially in the digital communities	70%	20%	10%
Look at ways of measuring language use on a community level in order to be able to prioritise and plan interventions	67%	18%	15%

Analyse the census data and examine the information from different consultations, and from the county's well-being assessment work to develop an understanding of what is meant by "community" in the modern Gwynedd	64%	13%	23%
Collaborate with County Language Forum partners in order to find opportunities to increase Welsh-medium socialising opportunities and ensure that resources are targeted in areas where there is currently a lack of opportunities	64%	19%	17%

Table 10 notes the reasons provided why they disagreed. 46 respondents disagreed with at least one of the work streams.

Table 10: Reasons why they disagreed - grouped into themes

Reason	Number	Percentage
No reason provided	30	65%
Waste of resources - other problems need priority	7	15%
Emphasis on the Welsh language stops economic investment in the area	2	4%
Welsh-medium education should not be enforced	2	4%
People have no eagerness or need to learn Welsh	1	2%
Need better coordination between the work of social enterprises / the Council and Community Councils	1	2%
No point trying to get adults to learn Welsh - too difficult	1	2%
Need to prioritise the one thing that will make the biggest difference	1	2%
The world is changing and English is the language unfortunately	1	2%
Results of census are not reliable	1	2%
Welsh speakers are in the minority	1	2%

For the Language of the Community field, it was enquired whether the respondents had any suggestions in terms of revisions or other ideas that should be included. 24 (15%) noted suggestions. The themes of these suggestions can be seen in table 11 below.

Table 11: Suggestions in terms of revisions or other ideas - grouped into themes

	Number	Percentage
Support social enterprises/organisations that already exist	7	29%
Chat clubs	5	21%
Celebrate our bilingual communities and not discriminate	3	13%
Not waste scarce resources on the Welsh language	2	8%
Accessible Welsh lessons	2	8%
Financial support for businesses that operate through the medium of Welsh	1	4%
Ensure that everyone speaks Welsh	1	4%
Spend less on strategies and policies and spend the money on our education system to nurture Welsh speakers for the future	1	4%
Need to explain the importance of the Welsh language and history to pupils	1	4%
Give priority to grant applications for Welsh events	1	4%
The Local Development Plan should meet the needs of local residents by	1	4%

ensuring an advantage for Welsh speakers		
New identity to ensure conditions to transfer the language to the next generation	1	4%
Collaborate more with the Welsh Language Commissioner	1	4%
Get a better way of identifying the number of learners	1	4%

3.3 The Language of Learning

The Council has identified five work streams within the Language of Learning action area. Respondents were given an opportunity to note whether they agreed or disagreed with these work streams, and to note a reason if they disagreed. The work streams are listed in table 12 below which also note the percentage that agreed or disagreed.

Table 12: Work streams of the Language of Learning priority area

	Agree	Disagree	No opinion / response
Offer a variety of training and accreditation opportunities to young people via the youth service	72%	14%	14%
Support and develop the skills of community trainers	71%	15%	14%
Raise parents' awareness of bilingual education and the value of Welsh as a skill	70%	21%	9%
Encourage more Council staff to learn Welsh and to improve their verbal and writing skills	69%	21%	10%
Encourage course providers associated with the Apprenticeships scheme to offer as much of their provision as possible through the medium of Welsh	65%	26%	9%

Table 13 notes the reasons provided why they disagreed. 48 respondents disagreed with at least one of the work streams.

Table 13: Reasons why they disagreed - grouped into themes

Reason	Number	Percentage
No reason provided	20	42%
Waste of resources - other problems need priority	7	15%
Welsh only apprenticeships discriminate between Welsh and non-Welsh speakers	5	10%
Emphasis on the Welsh language stops economic investment in the area	5	10%
Welsh-medium education holds pupils/students back	5	10%
Getting a good apprenticeship is much more important than having it in Welsh	3	6%
The Council should not be promoting the Welsh language	3	6%
The need to speak Welsh to be able to work in Gwynedd is an example of discrimination	2	4%
A job for the best person, not for the one who can speak Welsh	2	4%

Non-Welsh speaking Cyngor Gwynedd staff must be encouraged to learn Welsh	1	2%
The Council to provide Welsh lessons for people - not only Council staff	1	2%
Need a great revolution to change things	1	2%
Assume that all Cyngor Gwynedd employees already speak Welsh	1	2%

For the Language of the Community field, it was enquired whether the respondents had any suggestions in terms of revisions or other ideas that should be included. 31 (19%) noted suggestions. The themes of these suggestions can be seen in table 14 below.

Table 14: Suggestions in terms of revisions or other ideas - grouped into themes

	Number	Percentage
Need to convince parents / children, and teachers, of the priceless value of the Welsh language/bilingualism in the world of work	8	26%
Teaching Council staff who deal with people is important	5	16%
Not use the Welsh language as a way to discriminate	5	16%
The emphasis should be on English-medium education	2	6%
More Welsh classes in the rural communities	2	6%
Council to try not to use formal Welsh in questionnaires/correspondence	1	3%
Raise the awareness of incomers about the value of the language and the respect it deserves	1	3%
Waste of scarce resources	1	3%
Ensure that the emphasis on the ability to speak Welsh does not prevent professionals from moving into the area	1	3%
Cyngor Gwynedd's language standard has significantly deteriorated	1	3%
Improve the condition of our schools in order to make Welsh-medium schools attractive to pupils	1	3%
Focus efforts in areas that have seen a decline in the number of speakers	1	3%
Examine the use of technology to help people learn Welsh	1	3%
The staff of businesses/services should be encouraged to greet customers in Welsh, even with a few words	1	3%
Designate more schools as Welsh Schools rather than bilingual schools	1	3%

3.4 The Language of Work and Service

The Council has identified six work streams within the Language of Work and Service action area. Respondents were given an opportunity to note whether they agreed or disagreed with these work streams, and to note a reason if they disagreed. The work streams are listed in table 15 below which also note the percentage that agreed or disagreed.

Table 15: Work streams of the Language of Work and Service priority area

	Agree	Disagree	No opinion / response
Promote the Welsh language as a skill and develop the understanding of people of all ages about the demand in the world of work	70%	20%	10%
Collaborate with partners in the public sector to see how we	68%	20%	12%

can transfer some of these good practices to other organisations, and also to collaborate to improve users' experiences			
Encourage businesses to use the Welsh language to ensure as much opportunities as possible for residents to use Welsh as part of their daily lives	67%	25%	8%
Encourage more public bodies to apply the proactive offer, making effective use of meetings and operating internally through the medium of Welsh	66%	25%	9%
Ensure that the Welsh language is addressed fairly when developing any recruitment, workforce skills' development and learner support plans.	66%	26%	8%
Trial schemes within the Council to encourage more people to use the Welsh language when using Council services, especially on-line services	64%	26%	10%

Table 16 notes the reasons provided why they disagreed. 50 respondents disagreed with at least one of the work streams.

Table 16: Reasons why they disagreed - grouped into themes

Reason	Number	Percentage
No reason provided	24	48%
No more emphasis should be placed on one language than the other	10	20%
Someone should not be employed based on the language they speak	9	18%
The Council should focus on the standard of service	7	14%
It feels like people from outside Wales are not welcomed	6	12%

For the Language of the Community field, it was enquired whether the respondents had any suggestions in terms of revisions or other ideas that should be included. 28 (18%) noted suggestions. The themes of these suggestions can be seen in table 17 below.

Table 17: Suggestions in terms of revisions or other ideas - grouped into themes

	Number	Percentage
Offer better Welsh training for non-Welsh speaking employees	5	18%
Ensure bilingual standards for businesses	3	11%
Stop making incomers feel like they are not welcome	3	11%
Need to examine better translation services	3	11%
Raise awareness of the importance of the Welsh language in the health and care sector	3	11%
Award businesses that manage to promote the use of the Welsh language	3	11%
Teach the language's history to children and families that are new to the area -	3	11%

motivate them to learn		
The Council should focus on the standard of service	3	11%
The Council needs a stronger language policy	1	4%
A need to examine planning policies	1	4%
Stop incomers from claiming common land	1	4%
Free area newsletters for non-Welsh speaking areas	1	4%
Need easier to understand Welsh forms	1	4%
Council website not loading immediately onto the English page when searching	1	4%
More use of "start every conversation in Welsh" signs/badges	1	4%

3.5 Technology and Research

The Council has identified two work streams within the Technology and Research action area. Respondents were given an opportunity to note whether they agreed or disagreed with these work streams, and to note a reason if they disagreed. The work streams are listed in table 18 below which also note the percentage that agreed or disagreed.

Table 18: Work streams of the Technology and Research priority area

	Agree	Disagree	No opinion / response
Continue to raise awareness of the Welsh-medium apps that are available, to encourage people to use more Welsh on-line	70%	17%	13%
Consider whether a call should be made to establish a central information and research fund, where it is possible to easily obtain relevant research work	50%	18%	32%

Table 19 notes the reasons provided why they disagreed. 37 respondents disagreed with at least one of the work streams.

Table 19: Reasons why they disagreed - grouped into themes

Reason	Number	Percentage
No reason provided	23	62%
Waste of time and resources	9	24%
Research of high standard - whatever the language	3	8%
The emphasis on doing everything in Welsh is damaging to children's English skills	2	5%
This should be left to the Commission for Welsh-speaking Communities	1	3%

For the Language of the Community field, it was enquired whether the respondents had any suggestions in terms of revisions or other ideas that should be included. 22 (14%) noted suggestions. The themes of these suggestions can be seen in table 20 below.

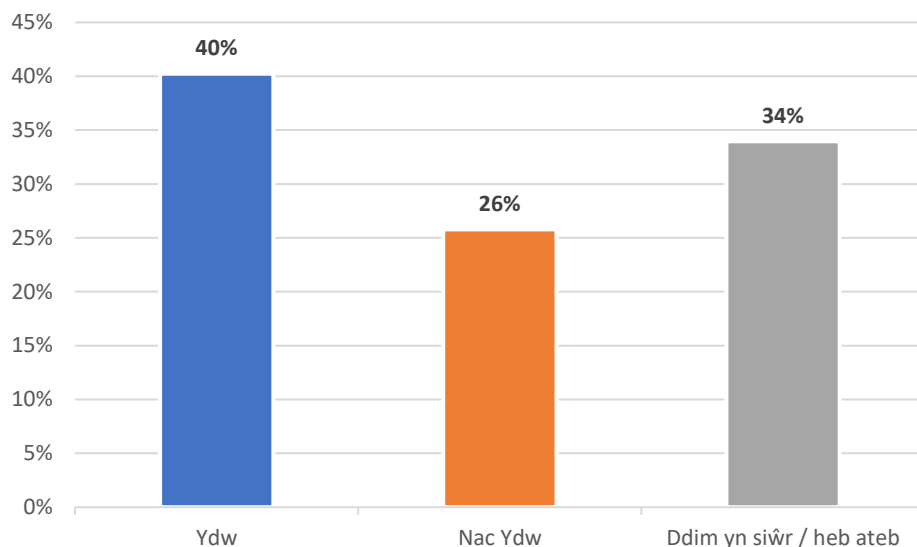
Table 20: Suggestions in terms of revisions or other ideas - grouped into themes

	Number	Percentage
Raise awareness of Welsh apps - use by celebrities to promote	3	14%
The Council should focus on the standard of service	3	14%
Influence companies such as Apple/Google to increase use of the Welsh language	3	14%
Need young people's input	2	9%
Apps to use Welsh place names only	2	9%
Ensure that Welsh is the default language of websites	1	5%
There is a need for a much bigger scope than Welsh apps alone - need to examine AI implications	1	5%
Remember that internet connection in every area in Gwynedd is not of the same standard	1	5%
A '.Cymru' e-mail address for everyone	1	5%
Free Welsh lessons for foreign workers	1	5%
Teach Welsh in schools	1	5%
Improve translation technology so that there is no need to learn the language	1	5%
Templates for bilingual websites	1	5%
Without research, it is not possible to know what is required	1	5%
These projects should be funded privately	1	5%

4 Impact of the Scheme

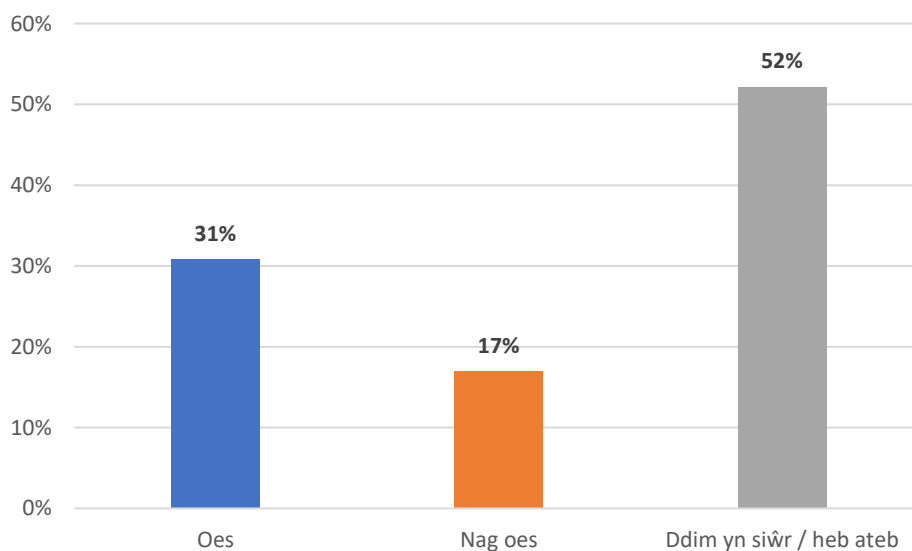
The respondents were asked whether they believed that the scheme in its entirety would have a positive impact on the Welsh language in Gwynedd in question 10. Graph 5 below shows that 40% (n=64) agreed that the scheme would have a positive impact, with 26% (n=41) disagreeing and 33% (n=54) unsure what impact the scheme would have on the Welsh language in Gwynedd.

Graph 5: Do you believe the scheme in its entirety will have a positive impact on the Welsh language in Gwynedd?



Respondents were given an opportunity to suggest if the Council could take specific action to ensure that the strategy was inclusive, encouraged and increased use of the Welsh language among specific groups of society, especially people with equality protected characteristics. The response can be seen in graph 6 below.

Graph 6: Are there specific actions to take to ensure an inclusive strategy?



For those who answered "yes", they had an opportunity to note how this could be achieved. The suggestions of the 49 respondents can be seen in table 21 below.

Table 21: Suggestions in terms of revisions or other ideas - grouped into themes

	Number	Percentage
Consult with all kinds of groups to ensure representation and collective ownership	16	33%
Ensure that the strategy is inclusive for all Gwynedd residents	12	24%
The Welsh language should not be promoted to the extent that it is a way of discriminating between those who are non-Welsh speakers	9	18%
Free Welsh lessons for adults / minority groups	7	14%
No suggestion noted	5	10%
Get rid of the stigma about learning Welsh and not correct those who are trying to learn	3	6%
Need training for carers for them to be able to communicate through the medium of Welsh	2	4%
Ensure that the strategy is not only a paper exercise	2	4%
A decisiveness to put Welsh first at all times	2	4%
Need to collaborate with independent businesses	1	2%
Need much more use of social media to promote the language	1	2%
Encourage children who move from primary to secondary school to continue using their Welsh	1	2%
Emphasis on Welsh-medium education is damaging to children and the needs of future jobs	1	2%
Need more non-Welsh speaking councillors	1	2%
Use Welsh place names only	1	2%
Place an emphasis on the advantages of being bilingual	1	2%
More materials needed for those who are non-verbal	1	2%
Change Gwynedd policies that insist that employees can speak Welsh	1	2%
Waste of time and resources	1	2%
Need to put pressure on the rest of Wales to do more to promote the Welsh language	1	2%
Examine the lack of homes available to keep young people in the area	1	2%

Finally in question 11, there was an opportunity for respondents to note any further comments they had on the content of the strategy. 38% (n=54) offered further comments. A summary of these observations can be seen in table 22 below.

Table 22: Any other observations - grouped into themes

	Number	Percentage
Felt hopeful after reading the strategy	14	26%
Waste of scarce time and resources	8	15%
Celebrate bilingualism and not create a divided community	7	13%
Emphasis on the Welsh language stops economic investment in the area	6	11%
Need to increase the number of pupils who receive Welsh-medium education in secondary schools/complete examinations through the medium of Welsh	4	7%
Need to ensure that high-value jobs are in the area to keep our young people in	4	7%

Results of the Cyngor Gwynedd Language Strategy Consultation

May 2023

the area		
Welsh-medium education is a disadvantage	4	7%
Focus must be placed on changing the mindset of children and young people about the language	3	6%
Focus must be placed on making the language a social language	2	4%
The gap between formal and social language makes it difficult for learners	2	4%
Not use the Welsh language as a way to discriminate	2	4%
Use the language on a daily basis to nurture confidence	1	2%
Schools to ensure that they provide the necessary support to non-Welsh speaking parents	1	2%
Lack of Welsh speakers for learners to practise with	1	2%
Need to tackle injustices such as house ownership to help with the language situation	1	2%
Need to put pressure on the rest of Wales to do more to promote the Welsh language	1	2%
Concerned that the population of Gwynedd is declining	1	2%
Not attract more non-Welsh speaking residents to Gwynedd	1	2%
Need to advertise the consultations better	1	2%
The only measure worth having is the number of speakers	1	2%

Appendix A Results - Equality Questions

This section will show the results of the equality questions asked at the end of the questionnaire.

Table 23: Gender

	Number	Percentage
Man / Male	55	34.6%
Woman / Female	87	54.7%
I identify in a different way	1	0.6%
I prefer not to say	14	8.8%
Not answered	2	1.3%
Total	159	100.0%

Table 24: Age

	Number	Percentage
25 - 34 years old	3	1.9%
35 - 44 years old	21	13.2%
45 - 54 years old	36	22.6%
55 - 64 years old	35	22.0%
65 - 74 years old	37	23.3%
75 - 84 years old	14	8.8%
I prefer not to say	12	7.5%
Not answered	1	0.6%
Total	159	100.0%

Table 25: Welsh Language Skills

	Number	Percentage
Speaking, reading and writing fluently in Welsh	84	52.8%
Speaking, reading and writing, but not very confident	14	8.8%
Speaking, reading and writing - currently learning	12	7.5%
Speaking, but unable to read or write	5	3.1%
Unable to speak or understand Welsh	14	8.8%
I prefer not to say	16	10.1%
Other	14	8.8%
Total	159	100.0%

Table 26: Nationality or national identity

	Number	Percentage
Welsh	88	55.3%
English	19	11.9%
British	34	21.4%
Other	6	3.8%
I prefer not to say	10	6.3%
Not answered	2	1.3%
Total	159	100.0%

Table 27: Race

	Number	Percentage
White	134	84.3%
Mixed / several ethnic groups	2	1.3%
Asian	1	0.6%
Black / African / Caribbean	1	0.6%
Other	1	0.6%
I prefer not to say	17	10.7%
Not answered	3	1.9%
Total	159	100.0%

Table 28: Religion

	Number	Percentage
Christian	67	42.1%
No religion	61	38.4%
Buddhist	1	0.6%
Jewish	1	0.6%
Other	9	5.7%
I prefer not to say	19	11.9%
Not answered	1	0.6%
Total	159	100.0%

Table 29: Sexuality

	Number	Percentage
Heterosexual / Straight	122	76.7%
Gay woman/lesbian	1	0.6%
Gay man	4	2.5%
Bisexual	2	1.3%
Other	3	1.9%
I prefer not to say	24	15.1%
Not answered	3	1.9%
Total	159	100.0%

Table 30: Has your gender identity changed from what you were assigned at birth?

	Number	Percentage
Yes	3	1.9%
No	135	84.9%
I prefer not to say	17	10.7%
Not answered	4	2.5%
Total	159	100.0%

Table 31: Disability (according to the definition of Section 6 (1) of the Equality Act 2010)

	Number	Percentage
Yes	21	13.2%
No	118	74.2%
I prefer not to say	17	10.7%
Not answered	3	1.9%
Total	159	100.0%